




ACCESSORIES

MADE IN THE USA




Signmakers Blade

We know from experience that the right Accessories can dramatically expand the efficiency and versatility of your panel saw.

Sign Saw Package - The sign saw package includes accessories designed for and proven by sign industry experts. This package will maximize the productivity and efficiency of your panel saw resulting in higher profits for your shop.

PACKAGE INCLUDES:


- **Hold Down Bar** - The Hold Down Bar keeps thin and flexible materials firmly against the machine frame for accurate, easy and safe cutting. The Hold Down Bar features spring steel fingers with non-marring rollers to reduce vibration and flex while cutting thin materials.
- **QUICK STOP Gauge** - Promotes easily adjustable repeat cutting. Using a 5' long heavy extrusion with an embedded scale and an adjustable machined aluminum stop block, the QUICK STOP™ gauge provides an easy to use method of making repeat cuts.
- **Backerboard** - Adds support for cutting thin and flexible material while using either the saw or the optional knife kit. Also shows the cut line of the saw.
- **Stand** - Allows the machine to free stand anywhere in your shop. The C4/C5 stand folds for easy storage and transportation while the H-series stand is a fixed unit.
- **Signmakers Blade** - A good quality general purpose carbide tipped blade for cutting a wide range of sign material.



Backerboard



Hold Down Bar




Quick Stop Gauge



Stand

Knife Kit and More...




Knife Kit



Midway Fence™



Wheel Kit



Saw Blades



Automater



Dust Collection
(Vacuum Additional)



Extensions

- **Knife Kit** - Allows for dust free cutting of foamcore, coroplast, and gatorboard. The kit includes a quick change knife and saw motor mounting platform, interchangeable knife/saw carriage, and a backer board.
- **Extensions** - The lower extensions add 22" to each side of the material rollers while the upper extensions expand the upper square tubing of your frame by 22".
- **Wheels** - The wheels permit the machine to be moved easily in an upright position. When the machine is resting on the stand, the wheels are disengaged.
- **Dust Collection** - Gives you the ability to efficiently remove dust particles maintaining a cleaner and safer workplace. You can choose from our dust kit that connects your machine to an existing collector, or choose the complete system with a 6.5 Peak HP vacuum.
- **Midway Fence™** - Brings your small substrate work to waist height. Reduces back fatigue while cutting quantities of small panels on your machine. The system uses removable fence supports on both sides of the frame and includes a stop block and rulers for easy repeat cutting.
- **Automater** - Activates your vacuum when your panel saw is started increasing shop cleanliness by guaranteeing your vacuum starts every time you make a cut.
- **Saw Blades** - We offer a variety of high-quality saw blades. These blades will give your Panel Saw the high-performance cutting capability to meet your sign and display making needs.

Abbeon Cal, Inc.,
 1363 Donlon Street Unit 1,
 Ventura, CA 93003-8387
 800-922-0977 www.Abbeon.com
 E-mail: abbeoncal@abbeon.com