



# Abbeon

800.922.0977 or 805.676.0720

Plastic Working Tools and Industrial Supplies

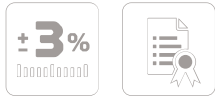
**Abbeon Cal, Inc.**

1363 Donlon Street Unit 1, Ventura, CA 93003-8387

www.abbeon.com - abbeoncal@abbeon.com

## TORCOFIX K

Robust torque wrench with square drive and integrated ratchet-head function for controlled bi-directional tightening.



**+** Classified to DIN EN ISO 6789:2003 Type II Class A, with a factory certificate allowing for operations to be traced back. Calibrated to a permitted +/- 3% deviation and better. The specifications of the standard (+/- 4%) are exceeded.


Serial number on the wrench and on the certificate for unambiguous product identification, traceable via in-house DAKKS laboratory to national standards



**+** **Scale**  
Easily readable dual scale (N-m / lbf-in / lbf-ft) well protected under a window with a magnifying-glass effect. The torque setting is readable on the scale or, more particularly, on the scale in combination with the scale ring.

**+** **Micrometre scale**  
Optimised shape, stable scale frame with red-shaded micrometre scale ring. Model-dependent intervals of 0.025, 0.1, 0.25, 0.5 or 1 N-m allow very accurate settings.

**+** **Lighthweight and reliable**  
Locking button enables reliable locking of the torque setting.



**+** **Chrome-plated ratchet head**  
All 1/4" - 1/2" square drives of the TOROFIX K-series with mushroom head. This mushroom head prevents an unintentional pulling out of the whole square drive when changing the nut socket.

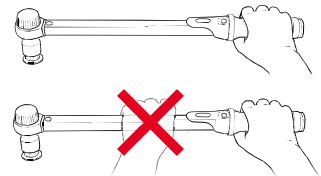


**+** **Automatic actuation**  
The TORCOFIX actuates with a clear tactile impulse and audible signal and is immediately ready for operation again.



**Robust steel tube**  
With high corrosion protection, chrome-plated, silk-metal.

**+** **Handgrip with a user aid**  
Black plastic handgrip, new ergonomically enhanced shape, with an indentation in the middle of the handgrip. User aid and reference points for calibration.



>295

K 1/4" - 9/16" 1 - 850 N-m



>296

Z 16 22 2 - 850 N-m



>297

SE 9x12 14x18 2 - 400 N-m

## 4549 - 4550 - 4551

### TORQUE WRENCH TORCOFIX K

1-850 N·m / 0.75-630 lbf·ft

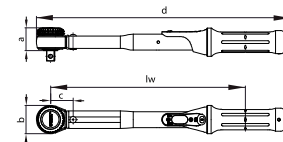
**Use:**

- > Controlled screw tightening in the most widely used range of 1 - 850 N·m / 0.75 - 630 lbf·ft (guide for screws M3-6.9 to M24-8.8, M30-5.6)
- > Adjustable, releasing and sturdy tubular torque wrench with integrated ratchet and with square drive for industry and the trades

**Features:**

- > Classified to DIN EN ISO 6789:2003 Type II Class A, with a factory certificate. Working accuracy: +/- 3 % tolerance of scale set torque. The specification of the standard (+/- 4 %) is exceeded.
- > For controlled bi-directional tightening

- > 1/4", 3/8", 1/2" interchangeable mushroom head with ball locking device. As from 3/4" with push through square drive with pin-locking mechanism
- > Sturdy, varnished tubular steel construction, with zinc-plated ratchet head and top-grade plastic parts
- > Ergonomically shaped, convenient black plastic handgrip with calibration aid
- > Dual scale N·m and lbf·ft below a window with a magnifying-glass effect
- > With micrometre scale for main N·m scale for setting interim values
- > Release system triggers a tactile and audible signal
- > Ergonomic system for torque adjustment



□"	■	N·m	lbf·ft	سلسله	Scale ring	lw	a	b	c	d	⚙	Code	No.
1/4	6.3	1-5	0,75-3,7	0,25 N·m	0,025 N·m	146.0	25.3	35	26	224.0	0.323	2201429	4549-00
1/4	6.3	5-25	3,7-18	1 N·m	0,1 N·m	206.5	25.3	35	26	284.5	0.450	1545132	4549-02
3/8	10.0	10-50	7,5-37	2,5 N·m	0,25 N·m	256.5	25.3	35	26	334.5	0.540	1545140	4549-05
1/2	12.5	20-100	15-75	5 N·m	0,5 N·m	303.2	35.9	44	35	394.7	0.900	7601530	4550-10
1/2	12.5	40-200	30-150	10 N·m	1 N·m	394.2	35.9	44	35	485.5	1.100	7601610	4550-20
1/2	12.5	60-300	45-220	10 N·m	1 N·m	485.2	35.9	46	35	577.5	1.300	7601880	4550-30
3/4	20.0	80-400	60-300	10 N·m	1 N·m	583.2	38.0	67	46	686.0	1.860	7674330	4550-40
3/4	20.0	110-550	80-405	10 N·m	1 N·m	853.7	38.0	69	52	957.5	3.560	7674760	4550-55
3/4	20.0	150-750	110-550	10 N·m	1 N·m	1,128.7	38.0	69	327	1,232.5	4.500	1521365	4550-75
3/4	20.0	250-850	185-630	10 N·m	1 N·m	1,275.7	38.0	69	1276	1,379.5	4.700	1950525	4551-85

## 4549 - 4550

### MUSHROOM HEAD TORCOFIX K

- > With 1/4", 3/8" or 1/2" output square drive with ball locking device
- > Made of chrome-vanadium steel, zinc-plated
- > With black mushroom head made of polypropylene



□"	□	■"	■	∅ mm	⚙	Code	No.
3/8	10.0	1/4	6.3	35	0.021	1545167	4549-875
3/8	10.0	3/8	10.0	35	0.022	1566385	4549-885
1/2	12.5	1/2	12.5	44	0.060	7079370	4550-855
1/2	12.0	3/8	10.0	44	0.060	7079450	4550-865

## 3294

### COUPLER 3/4"

- > Acc. to DIN 3122, ISO 3315
- > For hand-operated sockets with square drive as per DIN 3120, ISO 1174, with locking pin
- > Chrome-vanadium steel, chrome-plated



■"	■	∅ mm	⚙	Code	No.
3/4	20	51.5	0.133	6279090	3294

## FUNCTION

**In order to change the turning direction of the TORCOFIX K:**

- > Press on the protruding square drive with your thumb and take out the mushroom head, turn the wrench and re-insert the square drive.

